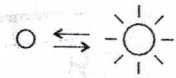


Note:

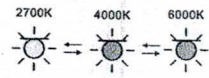

1. You must turn off the power before installing the lamps.
2. Please wear gloves when you are installing the lamps.
3. Applicable voltage 110V-220V, 50Hz ac.
4. LED

LOOM[®]
DESIGN



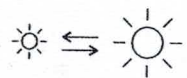

on/off
/move your hand

After electrifying, the hand moves under the gesture switch and the light will turn on.
After 5-10 seconds, move it again and the light will turn off.



color tune

After the lamp is turned on, it can change the color temperature by moving continuously from the gesture switch within 5 seconds.




dim

In any light color, keep your hand under the gesture switch for a period of time , can adjust the brightness of the light.

Note :the distance between the hand and the gesture switch should be kept within 10cm for all operations.

LOOM[®]
DESIGN



LOOM[®]
DESIGN

Note:
1. You must turn off the power before installing the lamps.
2. Please wear gloves when you are installing the lamps.
3. Applicable voltage: 10V-230V, 50Hz/60Hz.

4LED